







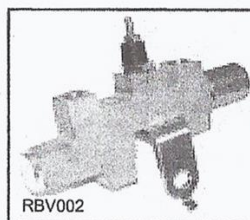



B-Body Brake Valve Sets

What do you really need for your car?

The following guidelines are **NOT** absolutes. Some cars were built with last year's parts, or mid-year changes. The only way to know for sure is to look at the parts on your car.



67-70	All drum brake cars use only RBV001
71-74	All drum brake cars use only RBV006
67-78	All Disc Brake cars use RBV001 & RBV004
69	Early built cars with front disc should use RBV001 & RBV004 Late built cars with front disc should use RBV001, RBV003 & RBV004
70	Early built cars with front disc should use RBV001, RBV003 & RBV004 Late built cars with front disc should use RBV002 & RBV003
71	All Disc brake cars should use RBV005 & RBV007
72-74	All Disc brake cars should use RBV008 (Cast Iron)





MOPAR B-BODY

DISC BRAKE VALVES

1966, 67, 68 & 69 (through December)




MOPAR B-BODY
DISC BRAKE VALVES
January 1969 – December 1970




MOPAR B-BODY

DISC BRAKE VALVES


January 1970 – December 1971



TRM Proportioning Valves B-Body



**MOPAR B-BODY
DISC BRAKE VALVES
1972, 73, 74**



TRM Proportioning Valves B-Body

Page 5

Phone: (817) 429-0105 Email: info@therammanINC.com Website: www.therammanINC.com

